

## TECHNOLOGICAL EVALUATION OF CELLULOSE CARBAMATE SYNTHESIZED FROM RICE STRAW AND ITS UTILIZATION AS DYE ADSORBENT

I. Abd El-Thalouth<sup>1</sup>, H. M. El-Hennawi<sup>1\*</sup>, S. Tawfik<sup>2</sup>, Sh. Abd El-Salam<sup>2</sup> and E. Adel<sup>2</sup>

<sup>1</sup>*National Research Centre, Textile Research Division, Dyeing, Printing and Textile Auxiliaries Department,  
El-Behouth St, Dokki, P.O. 12622, Giza, Egypt*

<sup>2</sup>*Faculty of Applied Arts, Helwan University, Cairo, Egypt*

Received 7 November 2006; received in revised form 16 May 2007; accepted 18 March 2007

**Abstract:**

Egyptian rice straw was subjected to pulping via alkali scouring followed by hypochloric bleaching. The obtained cellulosic pulp was allowed to react with two different amounts of urea at high temperature to obtain cellulose carbamate acquire nitrogen content of 0.13 and 0.16 on using 10 and 20 g urea/100g cellulose pulp respectively. The obtained carbamate derivatives were evaluated as dye adsorbent for different reactive dyes. Different factors were investigated as the nature of colour used, the technique applied, the time of treatment, and concentration of dyes used. It was found that the magnitude of the adsorbed colour depends on the N %, whereas the %N increases the % colour removal increases too. As the concentration of the dye increases from 0.01 to 0.5g/ 1000ml, the colour removal % decreases regularly. It is clear from the obtained results that the % colour removal as well as the time to reach the maximum colour removal percent depend on: a) the nature of the reactive dye used, (b) the degree of carbamation expressed as % N and (c) the technique applied.

**Keywords:** rice straw; colour removal-ultrasonic; adsorption-carboxymethylation

© 2017 Journal of Urban and Environmental Engineering (JUEE). All rights reserved.

---

\* Correspondence to: Heba El-Henawi. E-mail: skybird740@yahoo.com

## INTRODUCTION

About one million acres of rice crops were grown in Egypt. One acre of rice produces two tons of straw which means that over two million tons of straw waste was left behind after the harvest in October and November for burning. The burning of rice straw emits CO and particulates, by products found to a significant effect on the quality of air and people's health. Rice burning has been linked to the formation of similar black clouds around the world. (Elwan *et al.*, 2006; Hanafi *et al.*, 2012)

Textile industries are among the most polluting industries in terms of the volume and the complexity of treatment of its effluents discharge. Most commercially used dyes are resistant to biodegradation, thus, these dyes can significantly affect photosynthetic activity in aquatic life due to reduce light penetration and may also be toxic to certain forms of aquatic life (Bhise *et al.*, 2012). Different treatment methods have been used for treatment, including filtration, flocculation, chemical precipitation, ion exchange, membrane separation, and adsorption (Tarley & Arruda, 2004). The adsorption process provides an attractive alternative treatment, especially if the adsorbent is low cost and readily available. The other advantage of adsorption process is absence of toxic harmful substances (Priya *et al.*, 2014). Activated carbon is the most widely used adsorbent, but it is expensive and at its regeneration process is high cost (Velmurugan *et al.*, 2011). Therefore, research is on to look for new adsorbent materials with low – cost, abundant and eco-friendly (Geethakarathi & Phanikumar, 2011). A number of non-conventional low cost adsorbent used for dye removal as modified clays (Bouberka *et al.*, 2005), natural Iraqi clay (Taha *et al.*, 2009) wood, waste orange peel, banana pith, maize cobs, barley husk, bagasse pith etc. (Banat *et al.*, 1996; Janos, 2003; Ponnusami *et al.*, 2008; Sun & Xu, 1997). In our previous work we have investigate the ability to use native, alkali treated or cellulose pulp of rice straw as dye adsorbent (Abd El-Thalouth *et al.*, 2013).

In this study, different carbamate cellulose derivatives derived from rice straw pulp was synthesized, and evaluated as adsorbent for different dye stuffs to minimize pollution from their effluent.

## EXPERIMENTAL

### MATERIALS AND REAGENTS

Native rice straw supplied by Racta Co. for Paper Manufacture, Alexandria, Egypt was used. The following different dyes (**Fig. 1**) selected from the most

dye stuffs which are used from the Egyptian Textile Industries:

- Sunzol Brilliant Violet 5 R (C. I. Reactive Violet 5)
- Sunzole Blue 19 (C. I. Reactive Blue 19)
- Ginacryl Malachite Green M (C. I. Basic. Green 4)
- Ginacryl G. yellow GLE 200% (C. I. Basic yellow 28)
- Dystar. Green BW (C. I. Acid Green 27)
- Dystar. Supralan Blue 2 R (C. I. Acid blue 225)

Sodium hydroxide, Sodium hypochlorite and urea all of laboratory grade chemicals were also used.

## METHODS

### Preparation of Bleached Sample

Rice straw was cut to strips (2 cm length) and treated with 4% sodium hydroxide solution, maintaining liquor ratio at 5:1 for 2 h in a stationary autoclave at 120°C. The sample was left to cool, washed thoroughly with running water till free from alkali, and finally air dried at ambient conditions. The alkali-treated sample was subjected to sodium hypochlorite (NaOCl) bleaching (4g/l active chlorine) for 2h at room temperature, keeping liquor ratio at 10:1, followed by washing thoroughly with running water and finally air drying (Abd El-Thalouth *et al.*, 2013).

### Preparation of cellulose carbamate derivatives

The prepared rice straw pulp was subjected to carbamation using two different amounts of urea according to the following technique: the dry bleached rice straw was grinded mechanically in presence of urea at ratio of 1:10 urea: cellulose (w/w) in the solid state. The grinded sample was subjected to thermal treatment at 165°C for 30 minutes.

The prepared carbamated sample was purified from the remains of urea via extraction in Soxhlet till free from salts and finally air dried. Another sample was also prepared by the same technique using a ratio of 1:20 urea: cellulose.

### Measurements and analysis

#### Procedure of dye adsorption

Different amounts of the prepared two carbamate cellulose were added separately to aqueous solutions

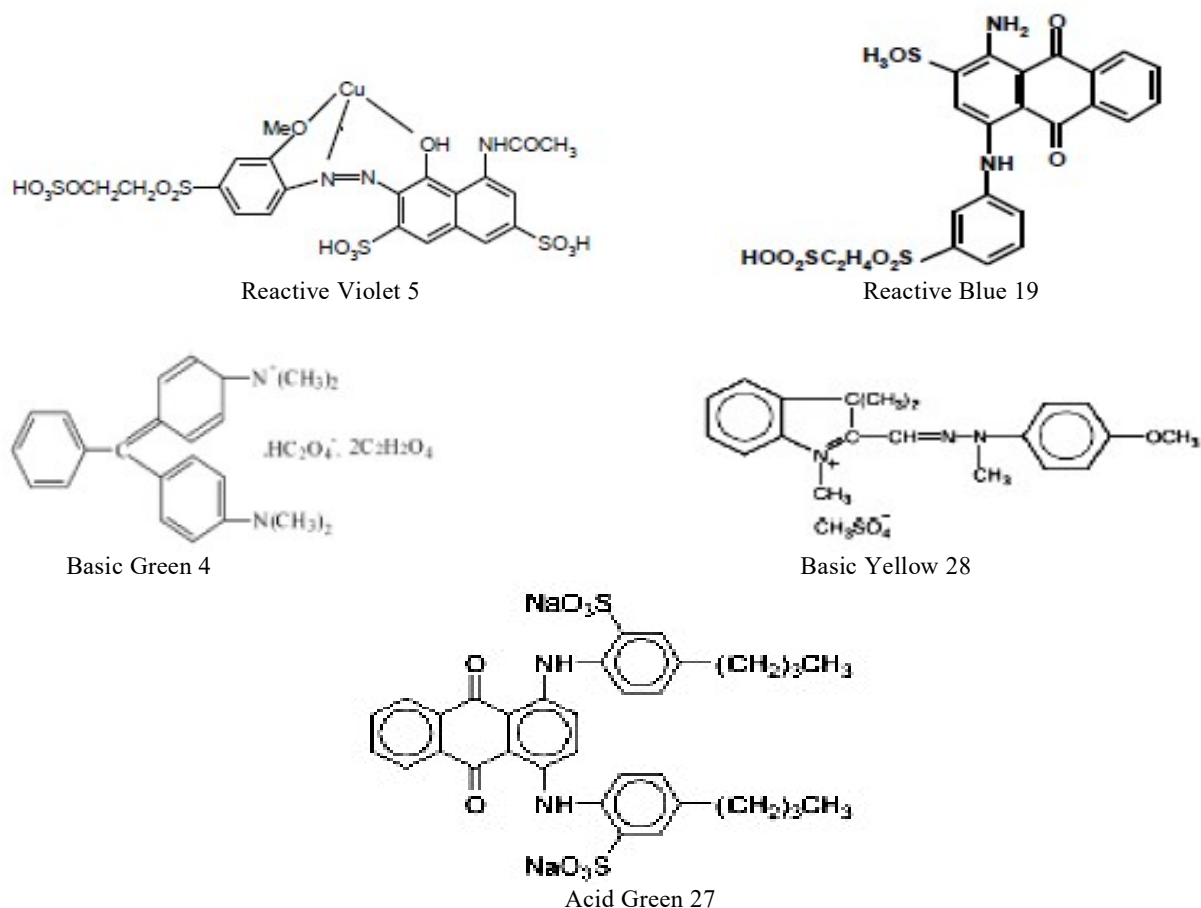


Fig. 1 Chemical structure of dyes

of the selected dyes (0.01g/l) dissolved in 1000 ml of distilled water.

The suspension was treated using either mechanical shaking or ultrasonic technique for different period of time and temperatures. At the end, aliquot was centrifuged at 5000 rpm for 30 min and the dye concentration in the clear solution was evaluated colourimetrically at the maximum wavelength for every dyestuff. The absorbance was measured using a double-beam spectrophotometer (Thermo Electron Corporation Unicam 300, England). The percent dye absorption was calculated using the following equation (Hassabo *et al.*, 2014).

$$\% \text{ dye adsorption} = \frac{\text{colour adsorption for the treated sample}}{\text{colour adsorption for the origin}}$$

#### Analysis and measurements: determination of nitrogen content

Nitrogen content of the treated fabric was determined according to Kjeldahl method (Vogel, 1957).

## RESULTS AND DISCUSSION

The main aim of the present work was to prepare carbamate derivatives and evaluate them as dye adsorbent. Hence cellulose pulp was prepared from rice straw and subjected to react with different amounts of urea. The prepared derivatives were analysed for N content % and the results are cited in **Table 1**.

#### Effect of concentration of partially carbamate cellulose derived from rice straw as dye adsorbents

The prepared two different carbamate derivatives were used as adsorbent for reactive dyes using two different techniques, i.e. mechanical shaking and ultrasonic.

**Table 1:** N% content of carbamate derived from rice straw

Substrate	%N
Amount of urea 10g/100g	0.13
Amount of urea 20g/100g	0.16

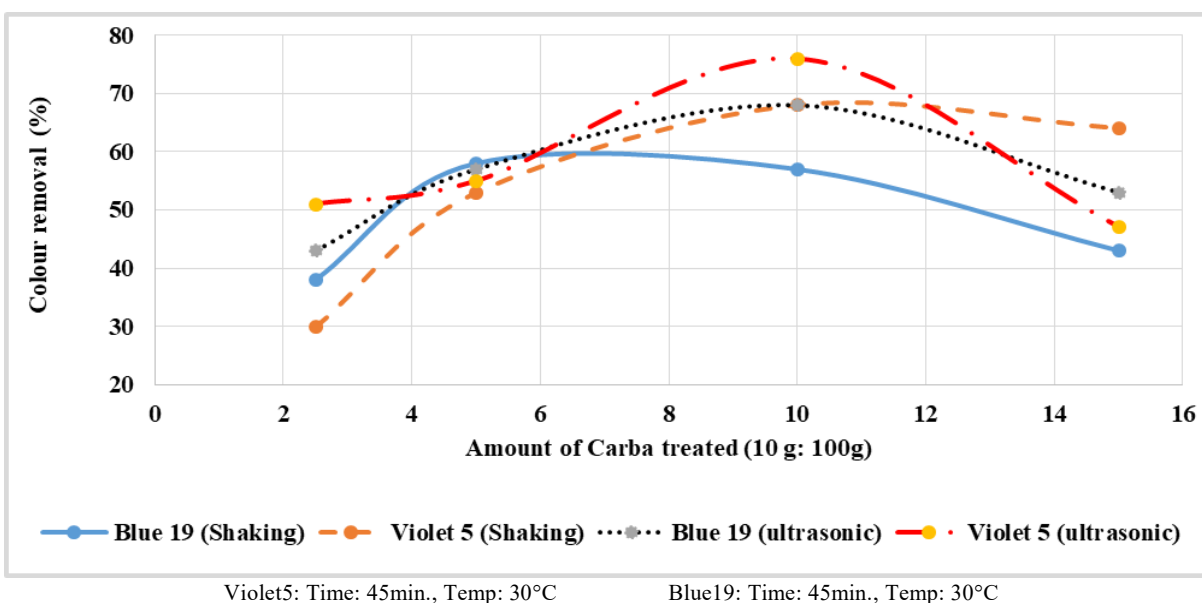


Fig. 1 Effect of the amount of carbamate derived from rice straw of %N 0.13 on the colour removal % using shaking and ultrasonic

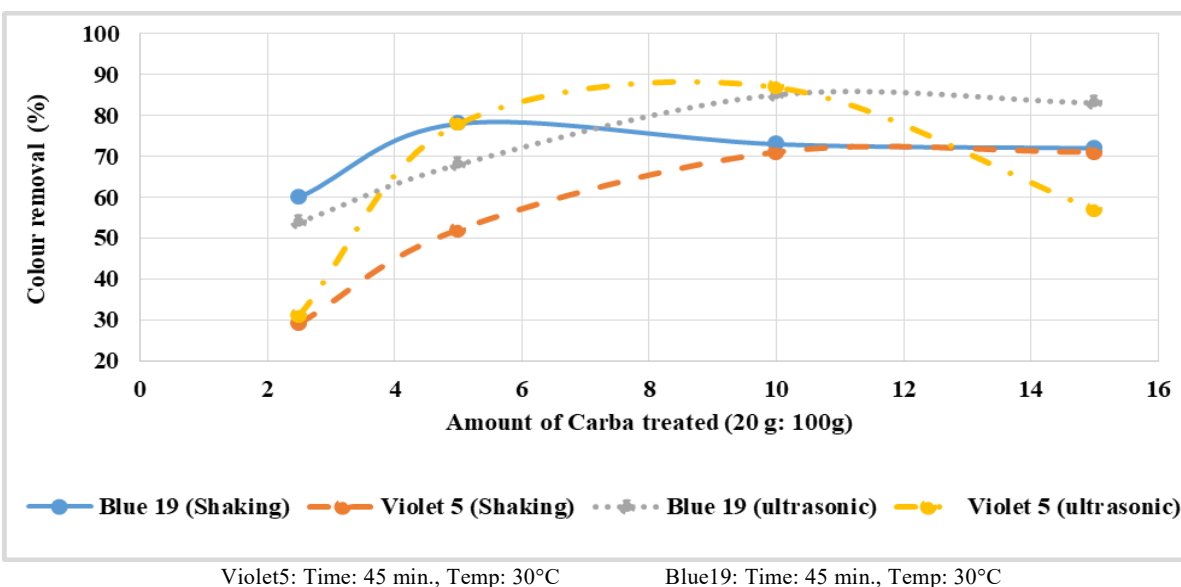


Fig. 2 Effect of the amount of carbamate derived from rice straw of %N 0.16 on the percent colour removal on using shaking

Fig. 1–2 represents the data obtained on using different amounts of the adsorbent.

It is clear from the data that increasing the amount of carbamate derivatives is accompanied by an increase in the % colour removal to reach the maximum value. The latter was arrived on using 5g adsorbent/100g dye solution in case of reactive blue19 which conducted via using mechanical shaking, or 10g on using ultrasonic technique.

While on using reactive violet 5 the maximum dye adsorption was attained on using 10g adsorbent, irrespective of the technique applied. However, in most cases increasing the carbamate groups expressed

as %N on the cellulose chains is accompanied by an increase in % colour removal. For example in case of reactive blue19 for the sample conducted using ultrasonic, the maximum % colour removal was obtained at using 10g and found to be 86.1 and 75.5% for the samples prepared using 20, 10g urea/100g cellulose respectively; i.e. which contain greater amounts of carbamate groups.

It is obvious from the data that introduction of (-CONH<sub>2</sub>) groups on the cellulose molecules increases its capacity to absorb the reactive colour. Where, in case of reactive violet5 on using 10g of the substrate for the samples conducted via mechanical shaking the

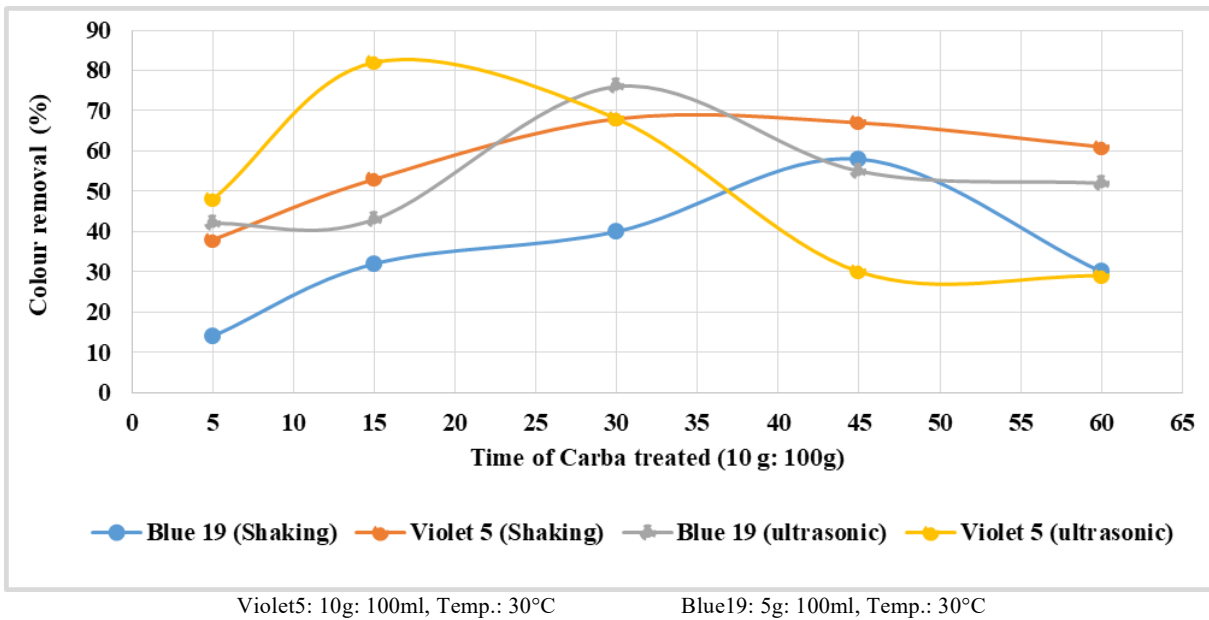


Fig. 3 Effect of treatment time on using carbamate derivative acquire %N 0.13 gmon the colour removal % on using different reactive dyes (using shaking and ultrasonic)

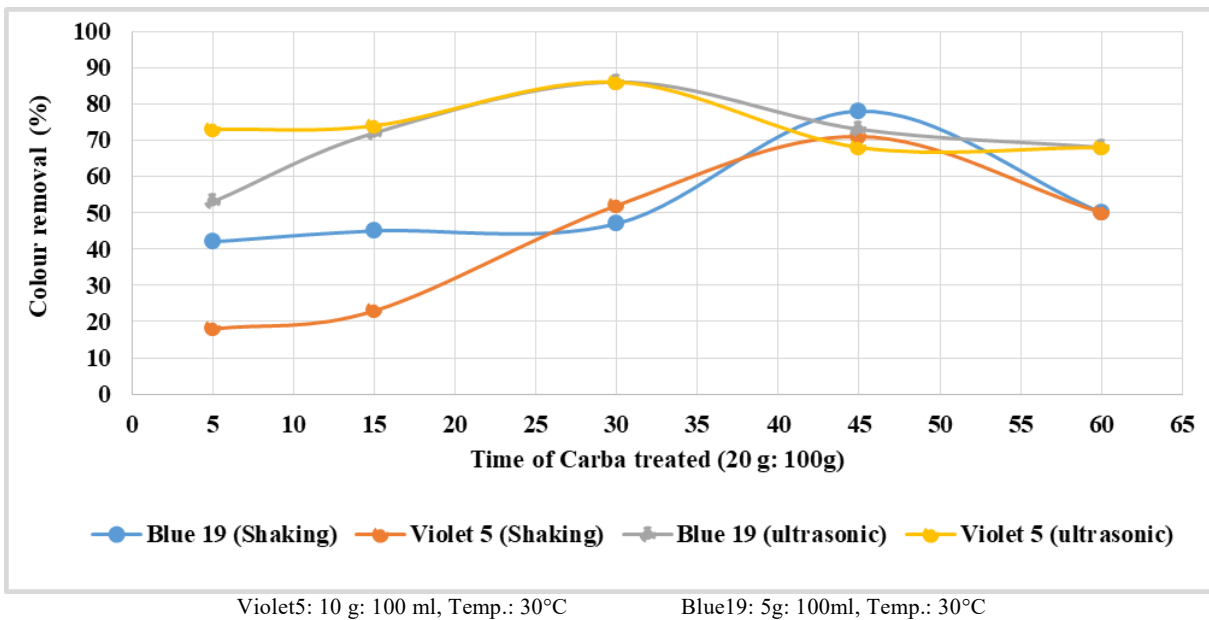


Fig. 4 Effect of treatment time on using carbamate derivative acquire %N 0.16 gmon the colour removal % on using different reactive dyes (using shaking and ultrasonic)

% colour removal was found to be 45.71, 67.31 and 71% on using cellulose pulp, carbamate derivative of %N and carbamate derivative of 0.16%N respectively.

The improvement of the capacity of the cellulose towards colour adsorption may be due to the open structure of cellulose which attained by the introduction of (Cellulose-O-CONH<sub>2</sub>) group.

**Effect of Treatment Time**

**Violet5:** 10g: 100ml, Temp.: 30°C      **Blue19:**  
5g: 100ml, Temp.: 30°C

**Fig. 3–Fig. 4** represent the data obtained on studying the shaking time of the two different carbamate derivatives on using either mechanical shaking or ultrasonic technique for the mentioned two reactive dyes.

It is clear from the data that the % colour removal as well as the time to reach the maximum colour removal depend on: (a) the nature of the reactive dye used, (b) the degree of carbamation expressed as %N and (c) the technique applied i.e. either mechanical shaking or ultrasonic technique.

In case of using reactive violet5 for the sample acquire the relatively %N the maximum dye adsorption

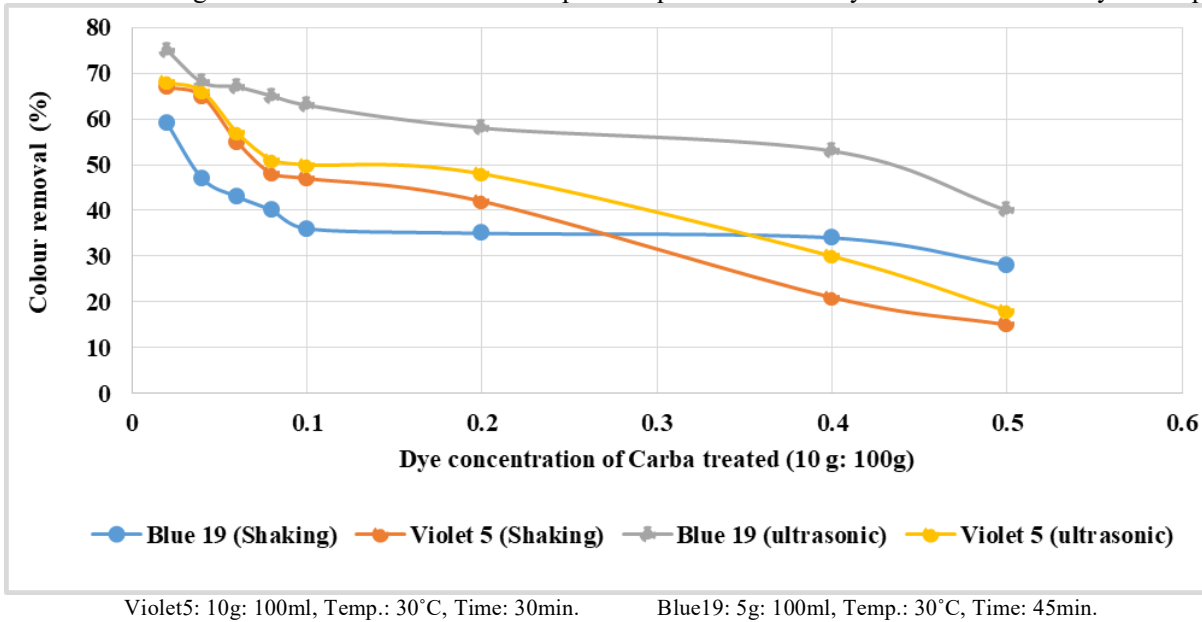


Fig. 5 Effect of dye concentration on using carbamate derivative acquire %N 0.13 on the percent colour removal on using different reactive dyes (using shaking and ultrasonic)

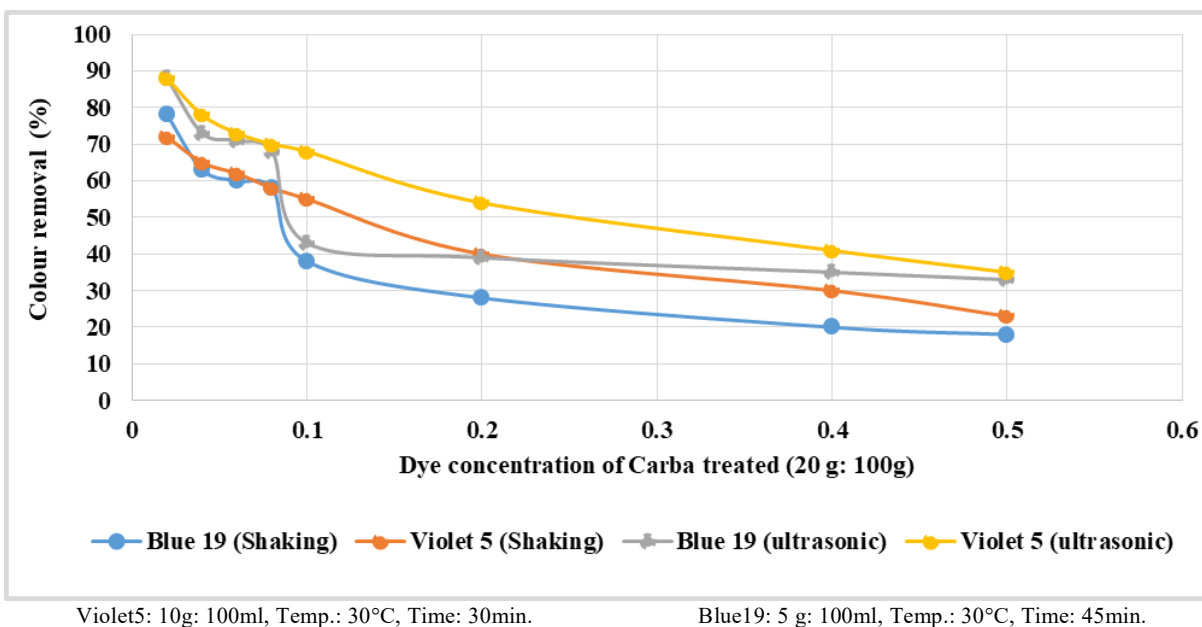


Fig. 6 Effect of dye concentration on using carbamate derivative acquire %N 0.16 on the percent colour removal on using different reactive dyes (using shaking and ultrasonic)

was achieved after 15min on using ultrasonic technique and after 30min on using mechanical shaking. While for the sample which acquire the relatively higher % N the maximum dye adsorption was achieved after 30min and 45minute on using mechanical shaking and ultrasonic technique respectively. While on using reactive blue the maximum dye adsorption was attained after 30 and 45min on using carbamate derivative acquire relatively

low and high % N respectively irrespective of the technique applied for shaking.

It is also obvious from the data that on using carbamate derivative of low % N the magnitude of the percent colour removal was 81.5 and 67.8% on using reactive violet5 and 75.5 and 58.8% on using reactive blue19 for the sample acquire the relatively higher % N it was 86.1 and 77.7% on using reactive blue19 on using either ultrasonic or mechanical shaking respectively.

It can be concluded that in all cases, i.e. irrespective of the nature of colour used or the technique applied, the magnitude of the adsorbed colour depends on the

**Table 2.** Effect of nature of dyestuff on the ability of carbamate derivatives towards colour removal (using shaking and ultrasonic)

Substrate		Acid blue 225		Acid green 27		Basic green 4		Basic yellow 28	
		Abs	% Colour removal	Abs	% Colour removal	Abs	% Colour removal	Abs	% Colour removal
Carbamated derivative (D.S.10gm)	shaking	0.038	62%	0.040	64.9%	0.090	36.6%	0.099	57.6%
	ultrasonic	0.030	70%	0.038	73.2%	0.081	42.9%	0.090	61.5%
Carbamated derivative (D.S.20gm)	shaking	0.022	78%	0.033	71.0%	0.110	22.5%	0.093	60.2%
	ultrasonic	0.019	81%	0.030	78.8%	0.095	33.0%	0.088	62.3%

% N. as the %N increases the % colour removal increases too. This is expected since amino group acquire positive charge and the reactive dye acquire negative charge. As the amount of amino groups increases the capacity of the adsorbent increases.

### Effect of Dye Concentration

**Violet5:** 10g: 100ml, Temp.: 30°C, Time: 30min.

**Blue19:** 5g: 100ml, Temp.: 30°C, Time: 45min.

**Fig. 5–6** represent the data obtained on investigation of the effect of dye concentration on the % dye removal from its solution on using either mechanical stirring or ultrasonic technique.

It is clear from the data, that as the concentration of the dye increases from 0.01 to 0.5g/100ml, the % colour removal decreases regularly. The same trend was also observed on using the original, alkali treated, cellulosic pulp or carboxymethyl derivatives of rice straw and can be explained on the same basis, as the concentration of the dye increases the rate of dye aggregation increases and its mobility decreases hence the adsorbed dye decreases.

### Effect of nature of the dye stuff used

Finally it worthy to investigate the effect of nature of the dyestuff used on the percent colour removal on using cellulose carbamate derivatives of 0.13 or 0.16 %N. To achieve this 4 different dyestuffs (2 of them acid and the other basic dyestuffs) were chosen and used with the aforementioned carbamate derivatives under identical conditions on using either mechanical stirring or ultrasonic technique. **Table 2** represent the results obtained on using either mechanical stirring or ultrasonic technique respectively.

Generally speaking it is clear from the data that, irrespective of the nature of dyestuff used or the adsorbent, the % colour removal is higher for all the samples conducted via ultrasonic technique compared with those conducted via mechanical stirring. Furthermore, it is clear from the data that the percent colour removal on using acid dyes is relatively higher

than their corresponding samples conducted using basic dyes. This phenomenon holds true regardless of the nature of the adsorbent used. However, as the degree of carbamation increases (i.e. the % N increases) the magnitude of the % colour removal in case of acid dyestuffs increases too.

The increase in the % colour removal on using acid dyestuffs is expected since acid dyes acquire negative charges and carbamate groups acquire positive charges, while basic dyes acquire positive charges. Hence the % colour removal on using acid dyestuffs is higher than using basic dyestuffs. As the % N increases the number of the positive charges on the polymer increases and hence its capacity to attract or repel the dyestuff molecules increases.

### CONCLUSION

In most cases increasing the carbamate groups expressed %N on the cellulose chains is accompanied by an increase in % colour removal. For example in case of reactive blue19 for the sample conducted using ultrasonic, the maximum % colour removal was found to be 86.1% and 75.5% for the samples prepared using 20 or 10g urea/100g (N% 0.16 and 0.13) cellulose respectively; i.e. which contain greater amounts of carbamate group.

It is clear from the obtained results that the % colour removal as well as the time to reach the maximum colour removal depend on: (a) the nature of the reactive dye used, (b) the degree of carbamation expressed as % N and (c) the technique applied.

It is also obvious from the data that on using carbamate derivative of low % N the magnitude of the percent colour removal was 81.5 and 67.8% on using reactive violet5 and 75.5 and 58.8% on using reactive blue19 for the sample acquire the relatively higher % N it was 86.1 and 77.7% on using reactive blue19 on using either ultrasonic or mechanical shaking respectively.

It can be concluded that in all cases, i.e. irrespective of the nature of colour used or the technique applied, the magnitude of the adsorbed colour depends on the % N whereas %N increases the % colour removal increases too. This is expected since amino group

acquire positive charge and the reactive dye acquire negative charge. As the amount of amino groups increases the capacity of the adsorbent increases.

## REFERENCES

- Abd El-Thalouth, I., El-Hennawi, H. M., Abd El-Salam, S. S., & Adel, E. (2013). Minimization of dyestuff pollutions using native, alkali-treated or bleached cellulose of rice straw as adsorbent. *Indian J. Fibre Textile Res.*, **38**, 144–149.
- Banat, I. M., Nigam, P., Singh, D., & Marchant, R. (1996). Microbial decolorization of textile-dyecontaining effluents: A review. *Bioresource Technol.*, **58**(3), 217–227.
- Bhise, R. M., Patil, A. A., Raskar, A. R., J., P. P., & Deshpande, D. P. (2012). Removal of colour of spent wash by activated charcoal adsorption and electrocoagulation. *Res. J. Recent Sci.*, **1**(6), 66–69.
- Bouberka, Z., Kacha, S., Kameche, M., Elmaleh, S., & Derriche, Z. (2005). Sorption study of an acid dye from an aqueous solutions using modified clays. *J. Hazardous Mater.*, **119**(1–3), 117–124.
- Elwan, M. M., Attriss, M. S., Mahmoud, A. A., & Salem, A. S. (2006). Characterization of rice straw/ash and using in clay bricks. *Proc. First Scient. Environ. Conf.*, 79–92.
- Geethakarthis, A., & Phanikumar, B. R. (2011). Industrial sludge based adsorbents/industrial by-products in the removal of reactive dyes-a review. *Int. J. Water Resour. Environm. Eng.*, **2**(3), 1–9.
- Hanafi, E. M., El-Khadrawy, H. H., Ahmed, W. M., & Zaabal, M. M. (2012). Some observations on rice straw with emphasis on updates of its management. *World Applied Sci. J.*, **16**(3), 354–361.
- Hassabo, A. G., Mendrek, A., Popescu, C., Keul, H., & Möller, M. (2014). Deposition of functionalized polyethylenimine-dye onto cotton and wool fibres. *Res. J. Textile Apparel.*, **18**(1), 36–49.
- Janos, P. (2003). Sorption of basic dyes onto iron humate. *Environ. Sci. Technol.*, **37**(24), 5792–5798.
- Ponnusami, V., Vikram, S., & Srivastava, S. N. (2008). Guava (psidium guajava) leaf powder: Novel adsorbent for removal of methylene blue from aqueous solutions. *J. Hazardous Mater.*, **152**(1), 276–286.
- Priya, R., Nithya, R., Anuradha, R., & Kamachi, T. (2014). Removal of colour from crystal violet dye using low cost adsorbents. *Int. J. Chem. Tech. Res.*, **6**(9), 43–46.
- Sun, G., & Xu, X. (1997). Sunflower stalks as adsorbents for color removal from textile wastewater. *Ind. Eng. Chemistry Res.*, **36**(3), 808–812.
- Taha, D. N., Samaka, I. S., & Khalil, A. H. (2009). Comparative adsorption study for the basic dye wastewater treatment using natural iraqi clay minerals and various adsorbents. *J. Educ. College - Univ. Babylon*, **2**(2), 229–246.
- Tarley, C. R., & Arruda, M. A. (2004). Biosorption of heavy metals using rice milling by-products. Characterisation and application for removal of metals from aqueous effluents. *Chemosphere*, **54**(7), 987–995.
- Velmurugan, P., Rathina kumar, V., & Dhinakaran, G. (2011). Dye removal from aqueous solution using low cost adsorbent. *Int. J. Environm. Sci.*, **1**(7), 21–29.
- Vogel, A. I. (1957). *Elementary practical organic chemistry, part (3), "quantitive organic analysis"*. London: Longman Group Ltd.